

WILO POMPA SİSTEMLERİ A.Ş.
Orhanlı Mah. Fettah Başaran Cad. No:91
Tuzla, 34956, İstanbul / TÜRKİYE

Phone: +90 216 250 94 00
Fax : +90 216 250 94 98
Email : info@wilo.com
Internet : www.wilo.com

wilo

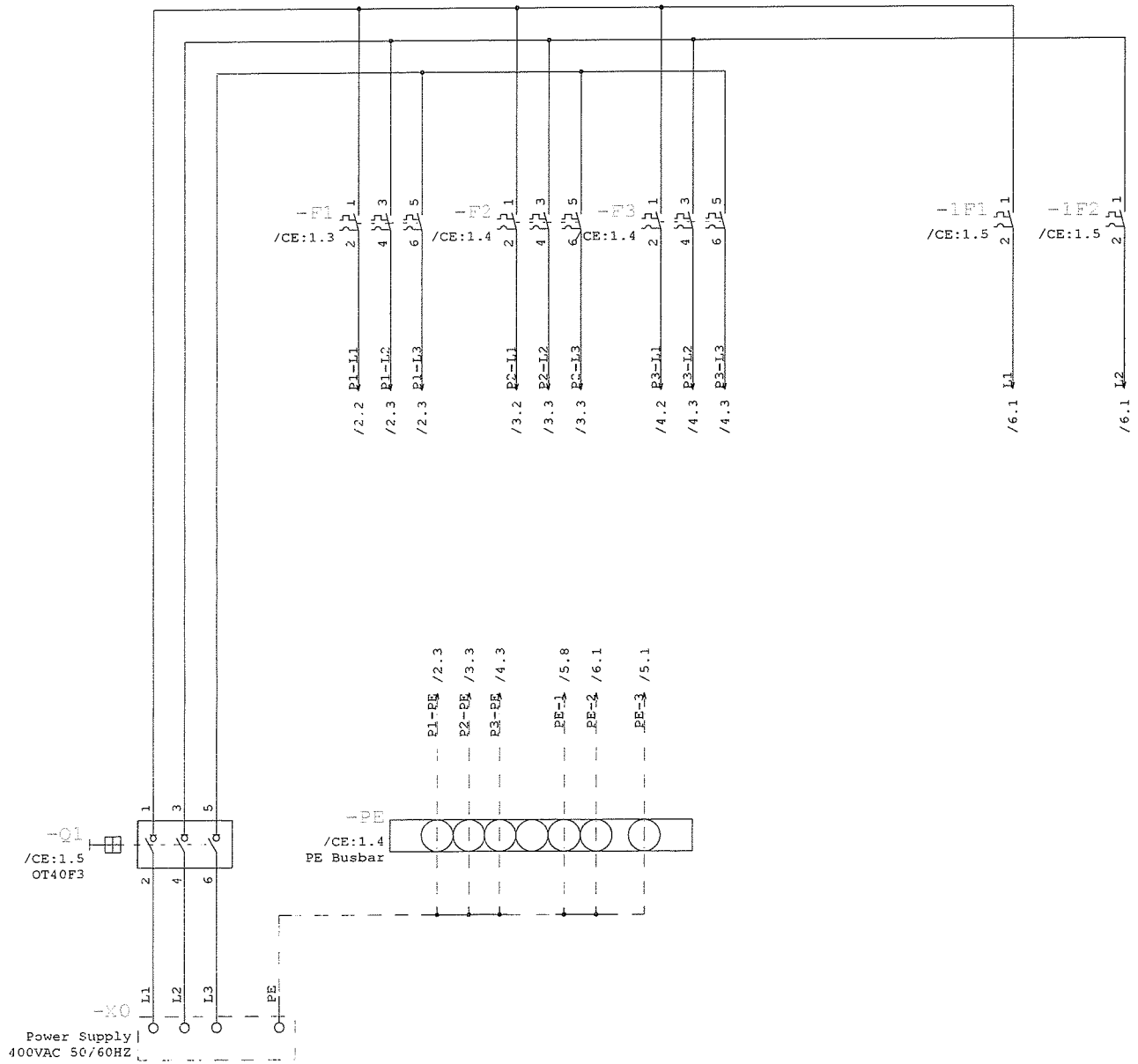
Project description: SCE-B 3X10 CONTROL PANEL

Drawing number: 036 002 022

Handwritten:
11 kgan.
507
036 26 44

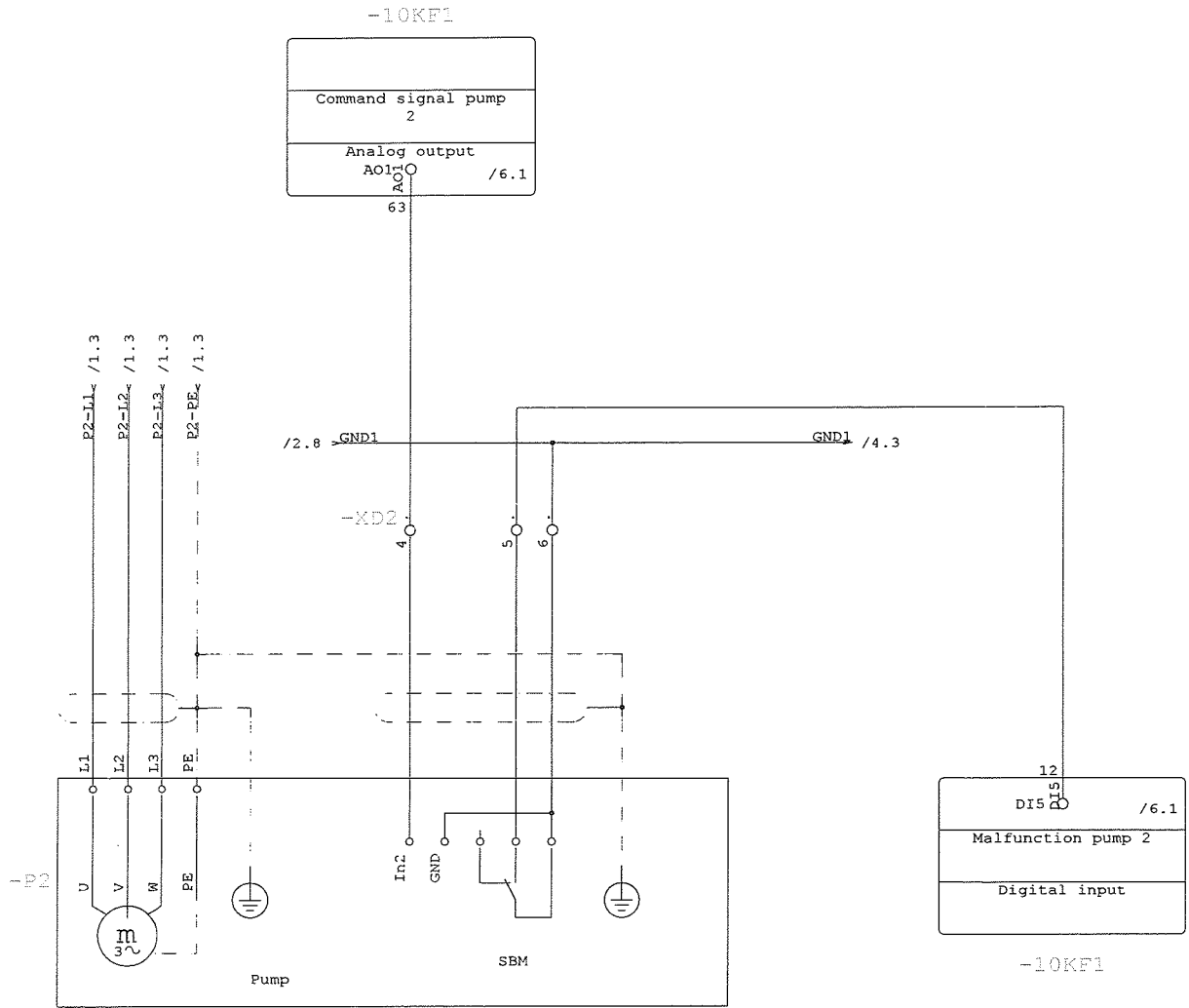
Created on: 03.02.22 Drawn by: Kemal AY
Edited on:

Drawn by: 18

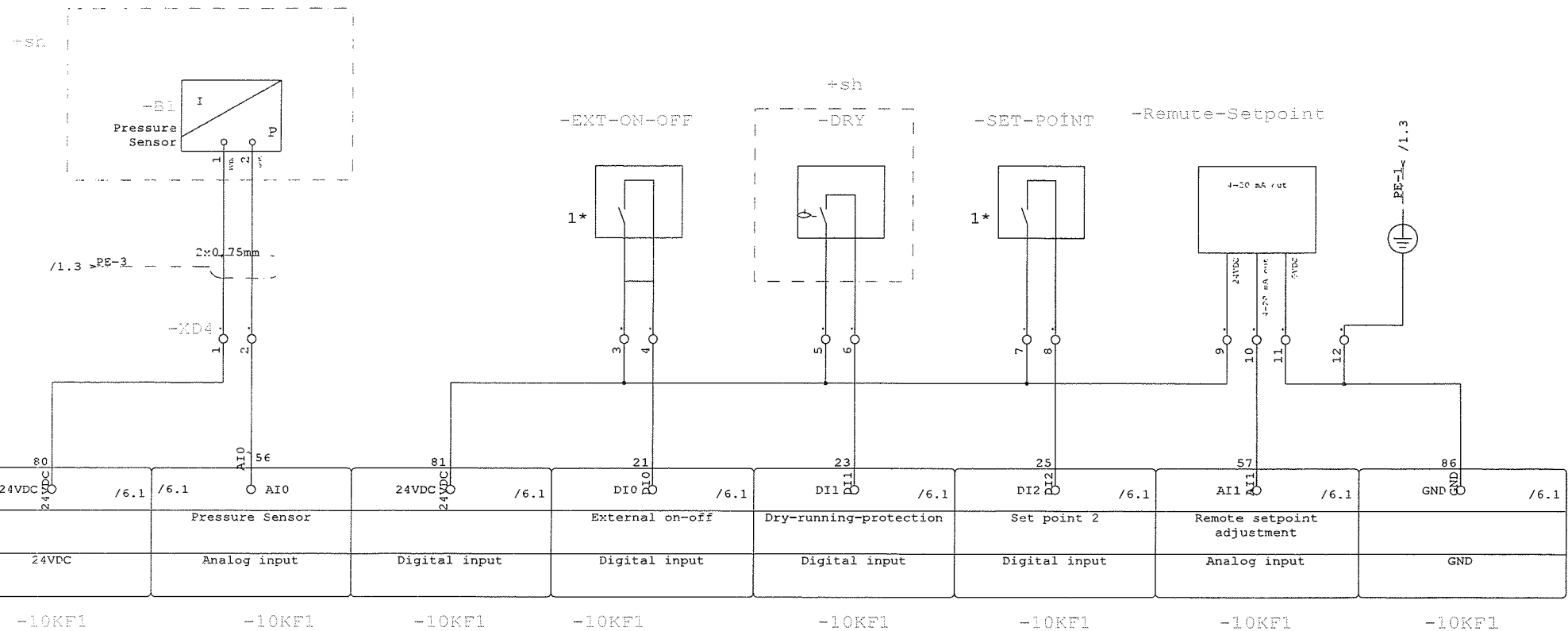


c/f to 2

				Date	03.02.22	SCE-B 3X10 PANEL		Supply	Project number	Unit	=A1	
				Din By	Kemal AY					Field	+SC	
				Check	Nurcan Çelik					Drawing number		sheet
Status	rev.	Date	Name	Norm	DIN 81346				036 002 022	&EFS	of	17

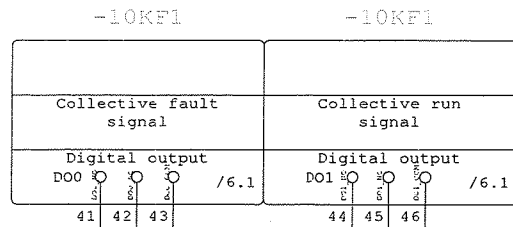


				Date	03.02.22	SCE-B 3X10 PANEL		2.Pump Control	Project number	Unit	=A1	
				Drn By	Kemal Ay					Field	+SC	
				Check	Nurcan Celik							
Status	rev.	Date	Name	Norm	DIN 81346				Drawing number	&EFS	sheet of	3 17
									036 002 022			



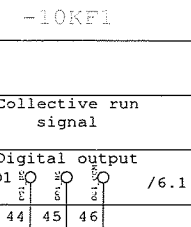
1*Remove the wire jumper when using an external contact!

				Date	03.02.22	SCE-B 3X10 PANEL		Sensors/Control Signals	Project number	Unit	=A1		
				Dzn By	Kemal AY					Field	+SC		
				Check	Nurcan Çelik								
Status	rev.	Date	Name	Norm	DIN 81346				Drawing number	036 002 022	&EFS	sheet	5
												of	17



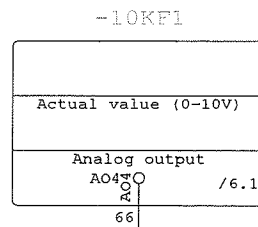
-XD3
1 2 3

SSM



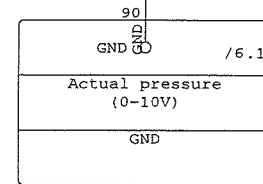
4 5 6

SBM



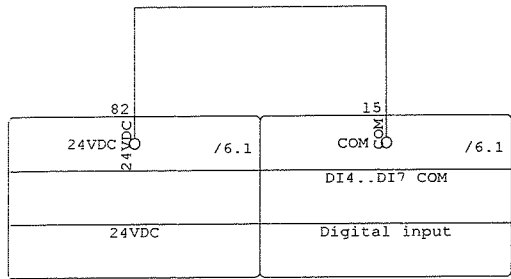
-XD5
1 2

Actual value (0-10V)



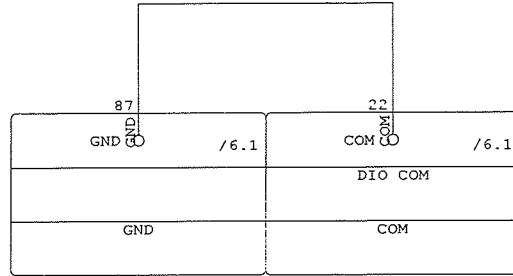
-10KF1

				Date	03.02.22	SCE-B 3X10 PANEL		Output Signal 1	Project number	Unit	=A1	
				Drn By	Kemal AY					Field	+SC	
				Check	Nurcan Celik							
Status	rev.	Date	Name	Norm	DIN 81346				Drawing number	036 002 022	sheet	7
									&EFS		of	17



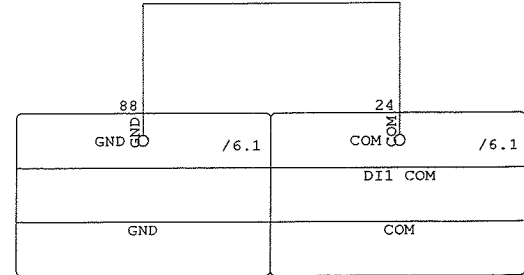
-10KF1

-10KF1



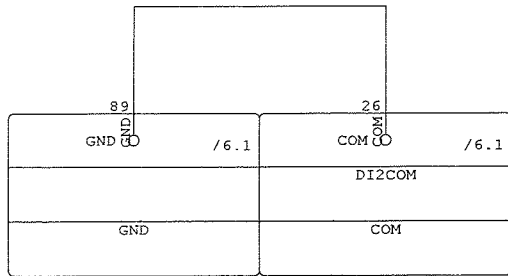
-10KF1

-10KF1



-10KF1

-10KF1



-10KF1

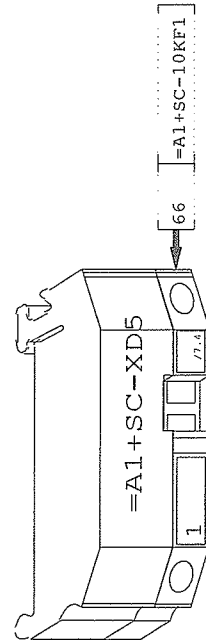
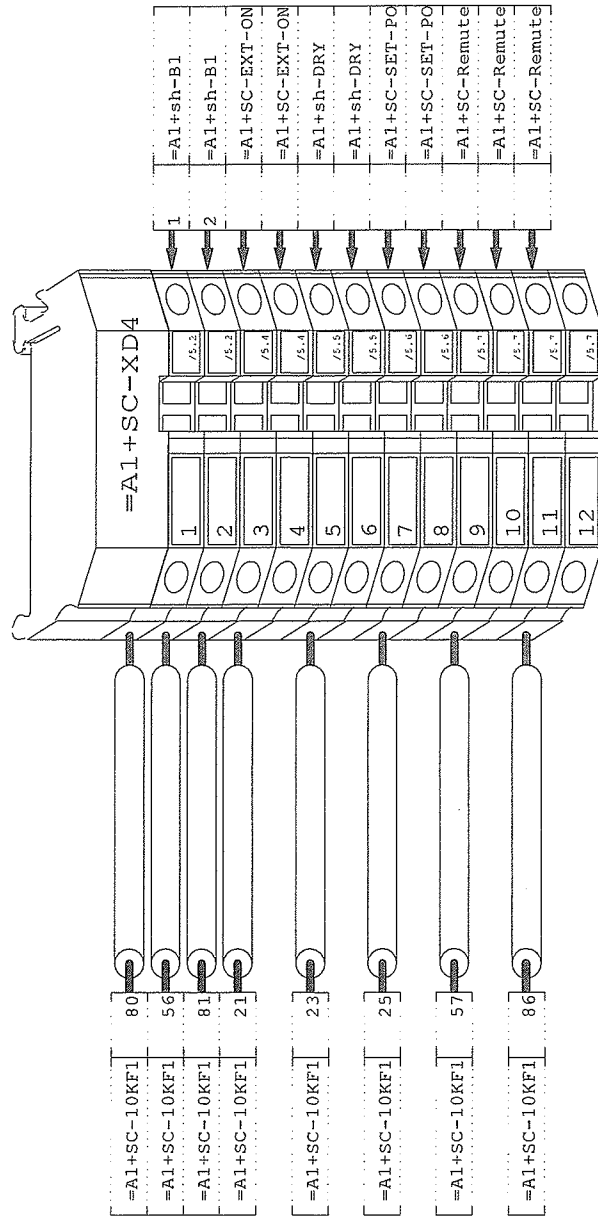
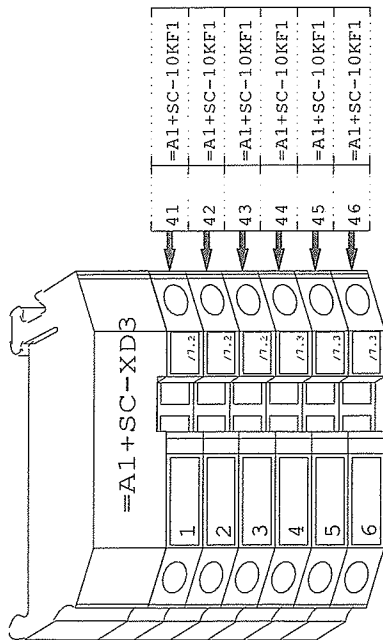
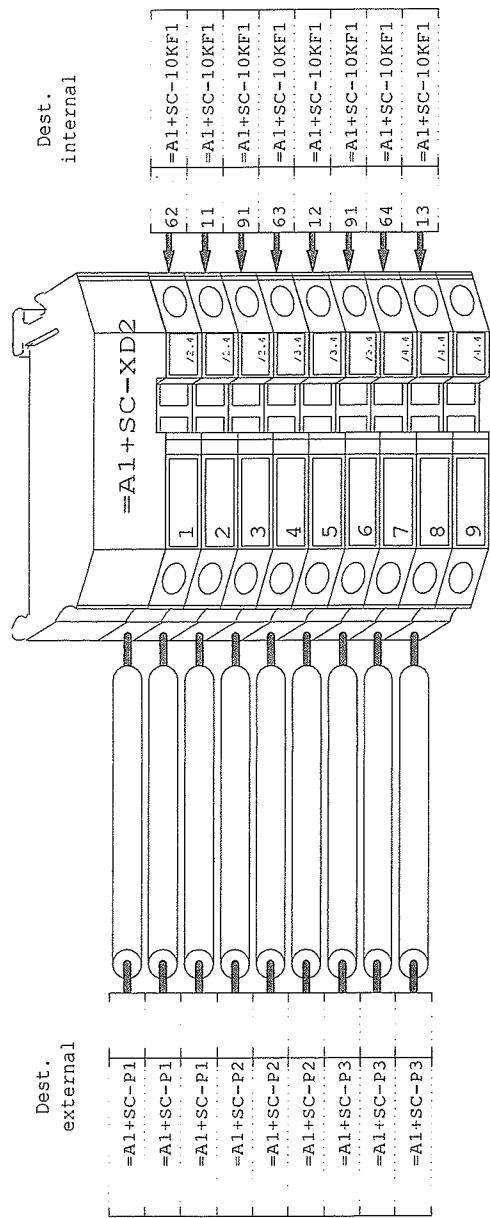
-10KF1

of 8

to

				Date	03.02.22	SCE-B 3X10 PANEL		PLC Reference potential	Project number	Unit	=A1		
				Drn By	Kemal AY					Field	+SC		
				Check	Nurcan Çelik					Drawing number		sheet	9
Status	rev.	Date	Name	Norm	DIN 81346					036 002 022	&EFS	of	17

Strip terminal




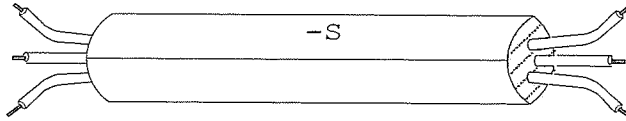
Cable chart

Dest. external
Function text

Dest. internal



/2.3
/3.3
/4.3



/5.2